

UNIVERSITY OF CALIFORNIA SAN DIEGO

MARSHALL COLLEGE BRAND GUIDELINES

April 2026

UC San Diego



COLLEGE LOGOS

Marshall College has three marks to represent the college's efforts: the custom Marshall College logo, the Marshall College co-brand logo and the Marshall College sub-brand logo. The logos on the following pages are intended for use in print and digital mediums. For guidance on when to use which marks, see the chart on Page 5.

Marshall College Logo

Each college has a unique logo to reflect its values and personality. These logos are best used on materials for and by students.

When featuring the college logo on collateral, the UC San Diego logo must also be included somewhere on the piece. Exceptions may be granted when imprint space is limited.

Who can use this guide? This guide is intended for anyone representing or promoting Marshall College, including college and campus staff or faculty. Additionally, all college student organizations associated with Marshall College must follow these guidelines.

PMS 7621



BLACK



WHITE



Need logo files? Email University Communications at brand@ucsd.edu or use the contact form at brand.ucsd.edu/contact.

Marshall College Co-brand Logo

This mark pairs the UC San Diego logo side-by-side with the Marshall College logo, separated by a vertical rule line. In most cases this is the preferred mark to use, especially when addressing prospective students.

TWO-COLOR

UC San Diego



BLACK

UC San Diego



WHITE

UC San Diego



Marshall College Sub-brand Logo

Each college has official campus sub-brand logos for the college and its administrative units. These are ideal when space is especially limited and there is room for only one identifying mark.

For guidance on sub-brand logo use (color, clear space, etc.), refer to the Campus Logo section of the UC San Diego Brand Guidelines.

PMS 2767 AND 1245

UC San Diego
THURGOOD MARSHALL COLLEGE

PMS 2767

UC San Diego
THURGOOD MARSHALL COLLEGE

BLACK

UC San Diego
THURGOOD MARSHALL COLLEGE

WHITE

UC San Diego
THURGOOD MARSHALL COLLEGE



UC San Diego

UC San Diego
THURGOOD MARSHALL COLLEGE

*When using the Marshall College logo, the UC San Diego logo must also appear somewhere on the piece.



CO-BRAND (Preferred)

SUB-BRAND

COLLEGE LOGO*

Audience			
Current students/alumni	●	●	●
Faculty/staff	●	●	
Community/prospective students	●	●	
Art size			
Small		●	●
Medium	●	●	●
Large	●	●	●

COLLEGE COLORS

Color resources: To view the full palette of available campus brand colors or download color swatch files, visit brand.ucsd.edu/visual-brand/color.

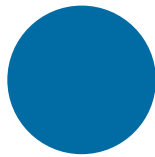
Each college has its own unique college color. For Marshall College, the primary color is Marshall Red (PMS 7621).

In most cases, college colors are applied to the college logo. While the college colors may be included as an accent in collateral, the dominant color scheme should be campus brand colors. Some exceptions may be granted for apparel.


CORE CAMPUS BRAND COLORS




Pantone 2767
C100 M86 Y42 K42
R24 G43 B73
#182B49



Pantone 3015
C100 M35 Y3 K21
R0 G98 B155
#00629B



Pantone 1245
C6 M35 Y99 K18
R198 G146 B20
#C69214



Pantone 116
C0 M14 Y100 K0
R255 G205 B0
#FFCD00

COLLEGE COLOR



Marshall Red
Pantone 7621
C0 M100 Y87 K22
R171 G35 B40
#AB2328

Accessibility is essential for all UC San Diego websites and digital communications. For recommended digital color combinations, check out the web color accessibility chart at brand.ucsd.edu/using-the-brand/web-and-digital.

DESIGN EXAMPLES

Below are examples of how to apply the campus brand to Marshall College marketing materials. For more detailed information on brand typefaces, photography and graphic elements, visit the brand.ucsd.edu.

Marketing material review: Materials for external audiences are subject to review. Learn more at brand.ucsd.edu/using-the-brand/brand-review-and-approval.

Pole banners: For more information about the campus pole banner program, visit brand.ucsd.edu/using-the-brand/pole-banners.

PRINTED FLYER



POLE BANNER



EMAIL GRAPHIC



TRADEMARKS AND LICENSING

The guidance on the following pages applies to imprinted products, apparel and merchandise (T-shirts, water bottles, pens, tote bags, stickers, etc.).

Design Expectations

All campus brand guidelines regarding logo use, color, clear space, etc. should be followed when designing imprinted products.

- The UC San Diego logo should be included on all imprinted products.
- The UC San Diego logo does not need to be the most dominant element, but it should be prominent enough to clearly communicate a connection to campus.
- Where the campus name appears in text, use "UC San Diego," not "UCSD."
- When the campus name or marks are used on imprinted products, they must be accompanied by the appropriate trademark symbol (TM or ®).
- Since the UC San Diego logo is printed in a range of sizes, the TM is best applied during the design process. The designer of the piece is responsible for adding these marks (in many cases, the vendor is the designer).

UC San Diego™



For the Marshall College logo, the TM is placed to the bottom right of the logo.

UC San Diego™
THURGOOD MARSHALL COLLEGE

For the UC San Diego logo or name, the TM is placed to the bottom right of the "o."

Ordering giveaways? More detailed information on campus licensing policy and the ordering process can be found at univcomms.ucsd.edu/resources/trademarks-licensing.

College Merchandise and Giveaways

- For imprinted giveaway items (pens, water bottles, mugs, etc.), campus brand colors must be dominant.
- The college color may be applied to the Marshall logo or as an accent if printing and space allows.
- Keep sustainability in mind when ordering giveaway items.

WATER BOTTLE



TOTE BAG



A note on clear space: The clear space around the campus logo should be a minimum of one cap height (the height of the "U"). No text, graphics or other elements should appear in this space.

Small Imprint Areas


The college sub-brand logo is the preferred mark to use when space is limited. In cases where the sub-brand logo would be too small to reproduce, one of the following options is recommended.

- Set the name of the college in type at a legible size and include the UC San Diego logo, ensuring there is enough clear space between the logo and the type.
- Set the campus and college names in type only.

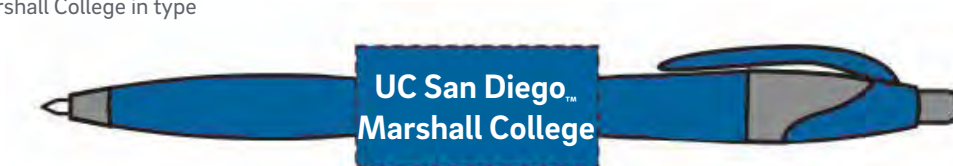
Pen with the Marshall College sub-brand logo



Pen with Marshall College in type and the UC San Diego logo



Pen with UC San Diego Marshall College in type



Questions about licensing?

Email University Communications at trademarks@ucsd.edu.

College Apparel

Additional design flexibility may be given to apparel (such as shirts with custom designs or dominant college colors) as long as the campus brand is represented through inclusion of the UC San Diego logo or Marshall College sub-brand logo. Examples of appropriate logo applications are included below.



1. Custom Marshall College shirt with the Marshall College co-brand logo on the back.
2. Marshall College logo shirt in Marshall Red with the UC San Diego logo on the sleeve.
3. Custom student event shirt with the Marshall College sub-brand logo on the sleeve.



CONTACTS AND RESOURCES

For questions about UC San Diego Marshall College branding not covered in this guide, contact the following:

CAMPUS BRAND GUIDELINES

brand.ucsd.edu

BRAND QUESTIONS

University Communications

brand@ucsd.edu

MARKETING REVIEW AND QUESTIONS

University Communications – Marketing

mktsubmissions@ucsd.edu

TRADEMARKS AND LICENSING FOR MERCHANDISE AND PROMOTIONAL ITEMS

Trademarks and Licensing

univcomms.ucsd.edu/resources/trademarks-licensing

University Communications

trademarks@ucsd.edu